

Budget 301:

The 2011-2012 Denville Final K-8 School Budget



A presentation by John Serapiglia and
The Denville Board of Education
Denville Township Schools
March 28, 2011

Just a reminder that...

Denville School District is K-8 **ONLY**



Lakeview
K-5
728 Students
Built 1957




Riverview
K-5
459 Students
Built 1951



Valleyview
6-8
669 Students
Built 1962

3 Schools - 1,856 Students

What is a School Budget? - *Refresher*

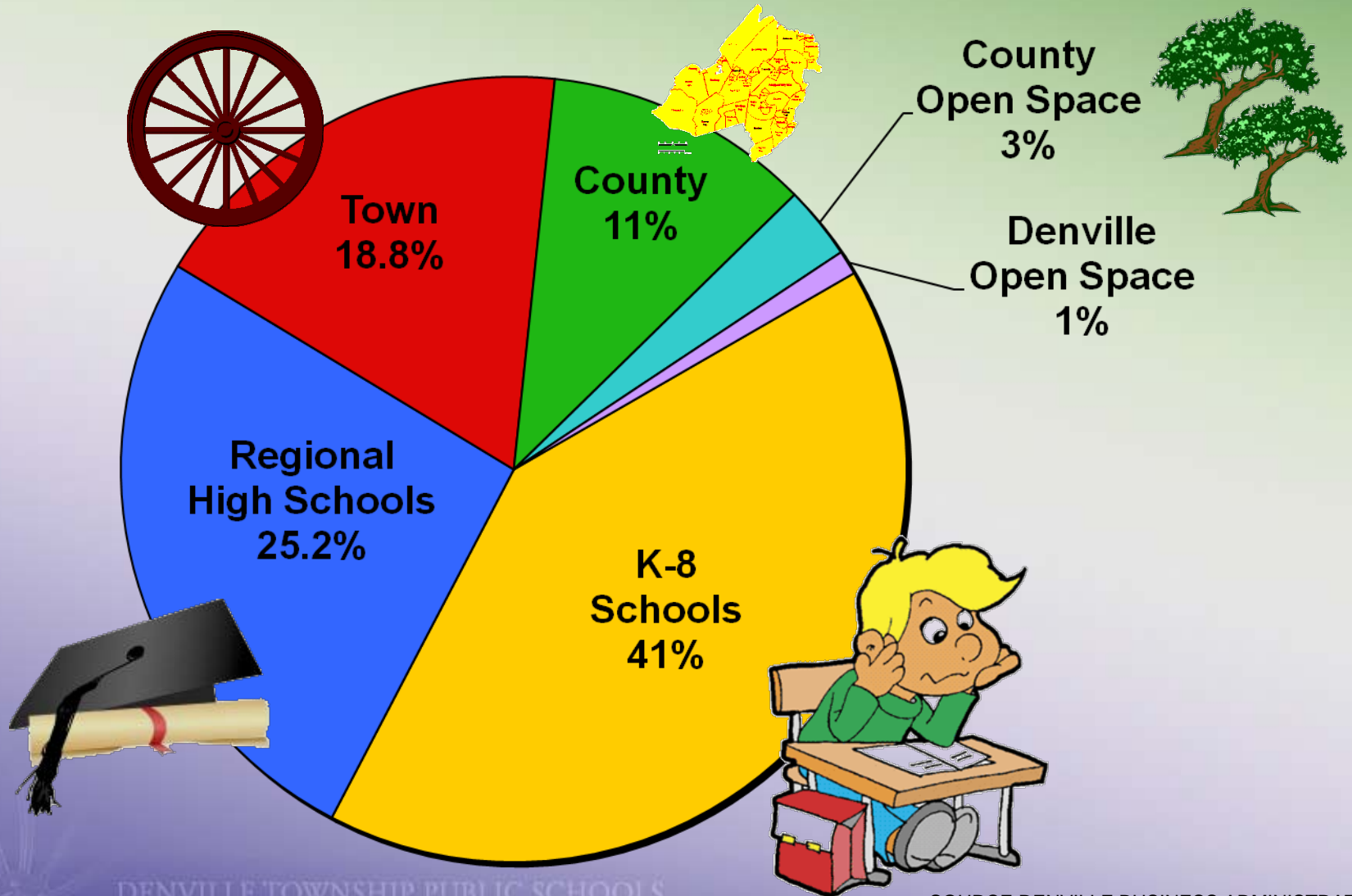


Your School's Fiscal Year (July 1st - June 30th)

It's developed now for the *upcoming* year

Submitted to you for review / approval in March/April

Where do Our Property Taxes Go? - refresher



Building the 2011-2012 K-8 Denville Budget

Step 1 - Review Required Spending

- + **Contracted Salaries**, (Negotiated, then fixed for 3 years)
- + **Contracted Health Benefits** (Negotiated, then the benefits are fixed for 3 years, however the costs are not.)
- + **Mandated Special Education Spending**
- + **Mandated Professional Services**: Lawyer, Auditor, Architect
- + **Essential Building Maintenance**: Custodial supplies & repairs
- + **Transportation**: Required maintenance, fuel, state mandates
- + **Mandated Insurances**
- + **Fixed Equipment Costs** (financing on computers, trailers, buses)
- + **State Mandated Testing Services, Mandated Election Costs**

TOTAL REQUIRED SPENDING

Building the 2011-2012 K-8 Denville Budget

Step 2 – Identify Variable Costs

- + Trends analysis to estimate any increases in current costs
(done by Business Admin.)**
- + Superintendent, Principals & District Administration review:**
 - + Curriculum needs**
 - + State mandates**
 - + Textbook review cycle**
 - + Professional development**
 - + Building equipment**
 - + Classroom supplies**
 - + Technology needs**

TOTAL VARIABLE COSTS

The 2011-12 Final Denville K-8 School Budget



Instruction
\$8,465,083



Special Education
\$2,589,857



OOD –Tuition
\$749,081



Basic Skills
\$264,682



Bilingual Ed – ESL
\$46,593



Extracurricular
\$129,250



Support Svc
\$3,096,484

The 2011-12 Final Denville K-8 School Budget



Administration
\$1,916,246



Maintenance
\$2,027,112



Transportation
\$1,920,377



Benefits
\$4,328,622



Capital Outlay
\$691,312



Grants
\$515,500



Charter Sch.
\$132,139



Debt Svc
\$595,788


Building the 2011-2012 K-8 Denville Budget

Step 3 – State and Federal Aid & Income

(Revenue, other than Local Taxes)

- + **State Aid:** Given by Department of Education - \$263,263 increase over last year's numbers
- + **Federal Aid:** Calculated on trend analysis and projections
- + **Bank Interest:** Calculated by trend analysis and projections
- + **Tuition:** Based on current/expected contracts and trend analysis
- + **Miscellaneous Revenues**

TOTAL REVENUE NOT FROM TAXES



How do we build your Budget?

Step 4 - Calculate Tax Levy



+

TOTAL REQUIRED SPENDING

TOTAL VARIABLE COSTS

-

(TOTAL REVENUE NOT FROM TAXES)


**LOCAL TAXES NEEDED TO
SUPPORT BUDGET**

For 2011/12, for General Fund this is \$25,337,084

***Step 4 Cont.:
Calculation of Your K-8 Tax Levy***

Budget Cap:

Legally, local tax increase
cannot exceed **2%** per year on
General Fund Taxes

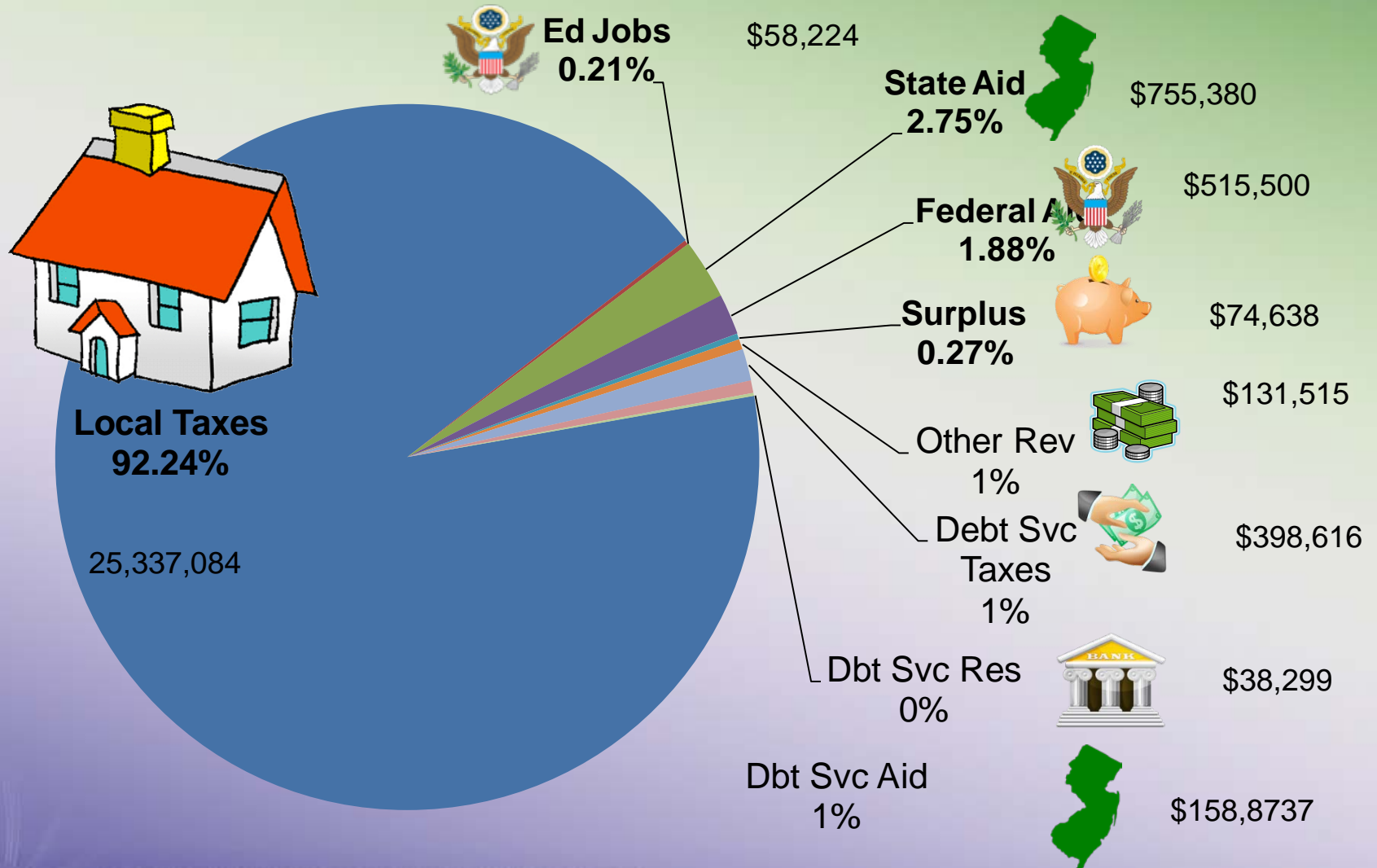


If it goes over, we need to request
waivers / cut expenses / 2nd question

Calculation of Budgetary Cap for Denville for 2011-12 School Year

- Denville's 2010-11 K-8 G.F. Taxes \$24,916,117
- Percentage increase for 2011-12 2.00%
- K-8 Tax Levy Cap for 2011-12 G.F. \$25,414,439
- * G.F. stands for General Fund
- *General Fund taxes are \$25,337,084, \$77,355
UNDER cap*

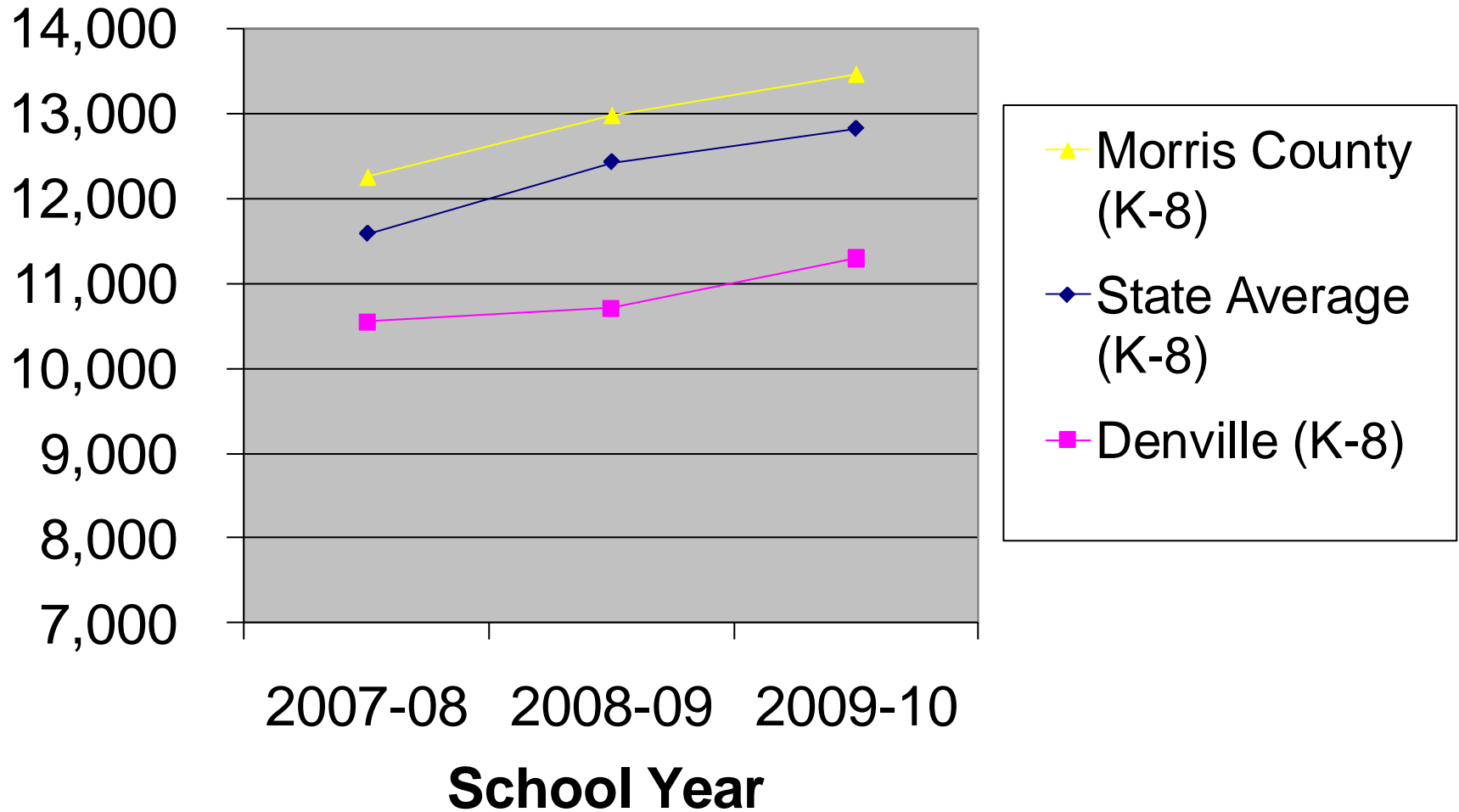
The Denville 2011-12 K-8 School Budget Revenue Breakdown



ESTIMATED K-8 TAX IMPACT

	K-8 Prelim Budget 2011-12	Prior Year Budget 2010-11
Local Tax for K-8 district – General Fund (this has the 2% cap)	\$25,337,084	\$24,916,117
Debt Service Taxes (for outstanding bonds)	\$398,616	\$426,546
Total Taxes for K-8	\$25,735,700	\$25,342,663
Increase Local Tax for K-8 District	\$393,037	\$677,554
% Increase for K-8 taxes	1.55%	2.75%
Assessed Valuation of Denville		
• As of 1/1/2010: \$2,280,491,100		
• As of 1/1/2010: \$2,290,419,754		
Effect on Average Home (assessed at \$310,900)	\$3,508.56	\$3,440.00
K-8 Taxes percent increase	1.99%	2.43%
Dollar increase for K-8 Taxes on Average home for 2011-2012 year	\$68.56	\$81.45
• Increase per month	\$5.71	\$6.79
• Increase per day	\$0.19	\$0.22

Total Cost Per Pupil K-8 District



Further breakdown of costs per student

Request of public – what is cost per pupil as it relates to total budget and total taxes

For 2011-12, costs break down as follows:

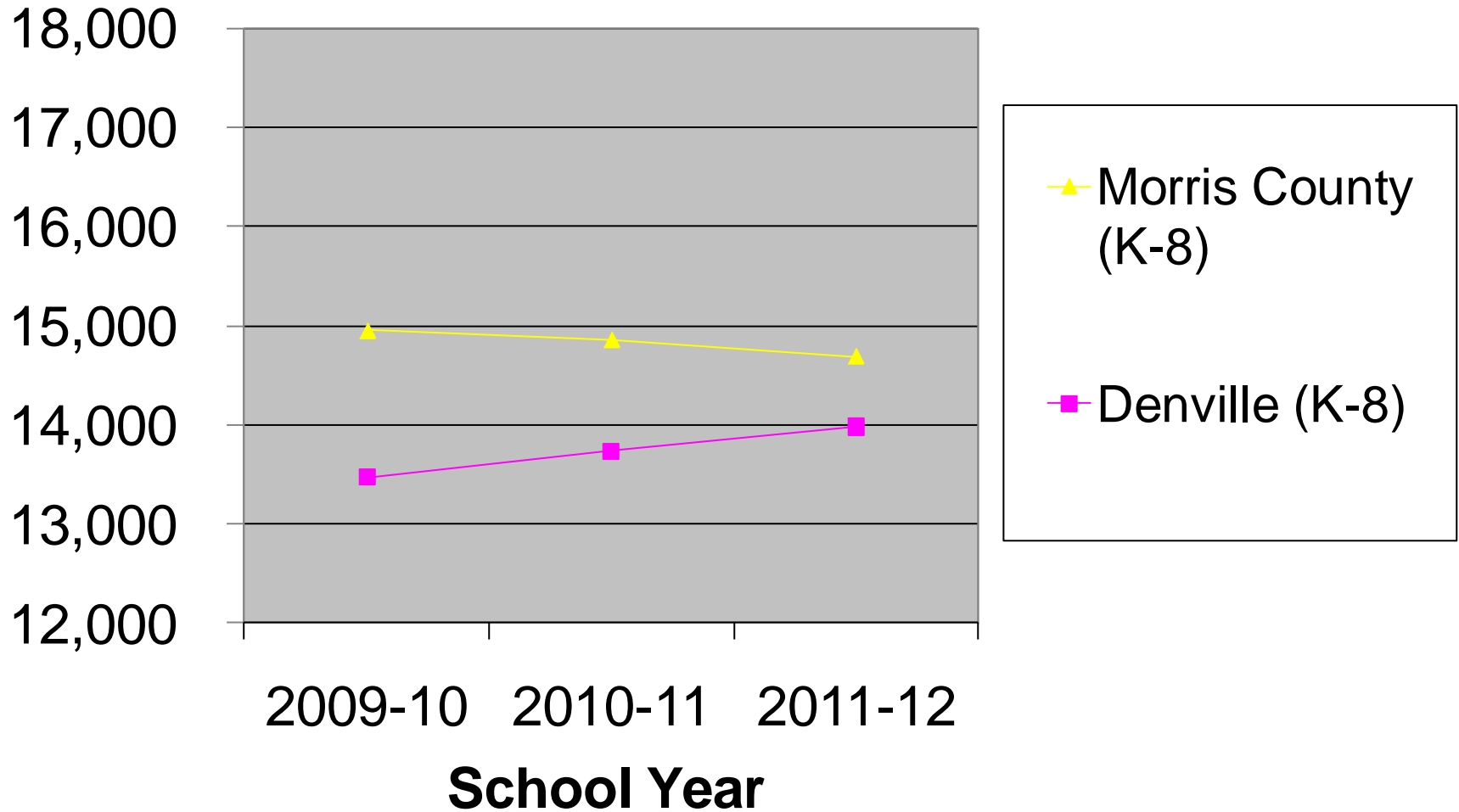


- Total Budget per pupil: \$13,982

- Total taxes per pupil: \$13,441

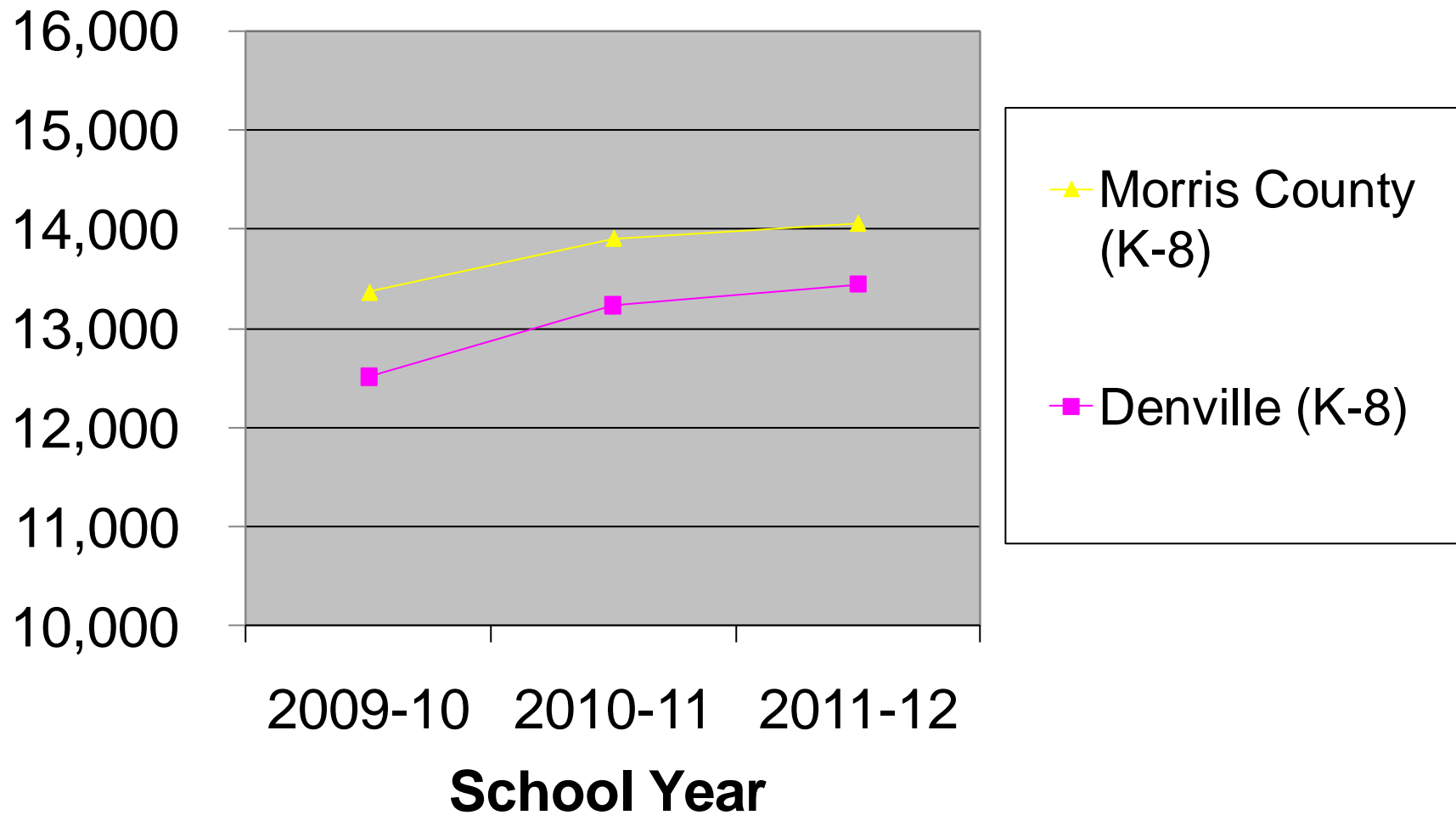
QUESTION: How does this compare with similar districts in Morris County?

Total Budget Per Pupil K-8 District




Source: Various Morris K-8 District websites and County Handouts


Total Taxes Per Pupil K-8 District



Source: Various Morris K-8 District websites and County Handouts

Highlights of 2011-2012 K-8 Budget

- Increased Funding for Math and Social Studies Textbooks AND Curriculum
- Purchase of 200 new computers to replace old / outdated computers
-  - 20 New FM systems / 17 new smartboards
- Virtual PCs Pilot program
- Repair to LV Playground
- Energy Efficient Lighting - District



Highlights of 2011-2012 K-8 Budget

CAPITAL PROJECTS

- Underground Tank Removal – VV and Board offices
- VV Locker Install
- PA Systems - District
- Flooring work - District
- Convert Sewing Room into Two SGI - Valleyview
- Valleyview fire door replacement (interior)

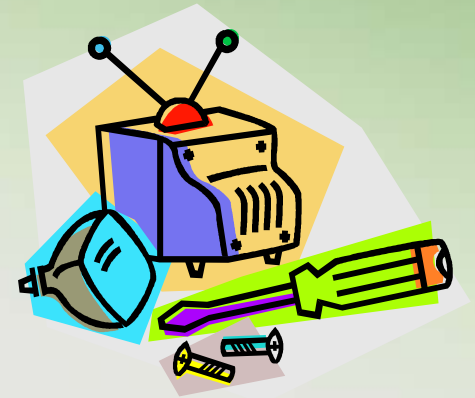


Highlights of 2011-2012 K-8 Budget

- Efficient use of monies / Changes in Curriculum to meet new state requirements AND District goals
- Plans for current Space Issues at Valleyview AND future budget constraints
- Continues Repairs to infrastructure
- Plan in place to take on Riverview Roof Repair
- Aggressive stance for Contract Negotiations

What the budget doesn't have

Plan in place to take on some repairs, as we have in past



Problem is, not as many repairs. Not tackling ALL issues brought up in Architect Survey of major repairs (handout)

An investment in our future...

- In 2010 the Morris Knolls High School Valedictorian was a Denville Township student
- In 2010, of the 16 Edward J. Bloustein Distinguished Scholars, 10 were Denville Township students
- In 2010, of the 77 Summa awards given out, 46 were to Denville Township students

Raising Standards & Providing Opportunities

- Curricular priorities in this budget include:
 - Rewriting and improving our grades 3-5 math curriculum & K-8 language arts program, while aligning with the Common Core Standards
 - Rewriting the K-8 Social Studies and World Language programs to align to the New Jersey Curriculum Core Content Standards.
 - We will be providing the materials and training to support student and teacher growth and learning.
 - The district will continue to fund professional development with workshops, conferences, resource materials and coaching to improve instructional practices, content, knowledge and student achievement.
 - Middle School Cycle classes will be revised to reflect more 21 Century themes and skills such as Global Awareness, Financial Literacy, Economic, Business and Entrepreneurial Literacy.
 - Library & Writing Programs at the middle school will reflect more defined research support that is imbedded in coursework, inclusive of the science and social studies programs.

On April 27, 2011
you vote on your budget!!!

Simple majority is needed to pass.

Polling locations

- New Hope Church
- Riverview School
- Valleyview School

Polling times are 7 AM to 9 PM



2011-12 Denville Final K-8 School Budget

Thank you for coming out to hear the presentation. Please check the website and attend upcoming Board of Education meetings for additional changes to the Budget

We will now open it up to Q & A.

**Questions can also be emailed to us at
dclark@denville.org**



DENVILLE K-8 BOARD OF EDUCATION

				FINAL BUDGET		FINAL BUDGET				
				2011-12		2010-2011				
REVENUE:										
Local Tax Levy Current Expense				\$ 25,337,084		\$ 24,916,117				
<i>Ed Jobs Grant</i>				58,224		-				
State Aid				755,380		497,848				
Budgeted Fund Balance				74,638		194,733				
Other Revenues				131,515		118,002				
State and Federal Grants				515,500		695,500				
Debt Service Local Tax Levy				398,616		426,546				
Debt Service Reserve				38,299		20,927				
State Aid Debt Service				158,873		151,665				
				<u>\$ 27,468,127</u>		<u>\$ 27,021,338</u>				
EXPENDITURES:										
Instruction - Regular Programs				8,465,083		8,256,664				
Special Education				2,589,857		2,635,260				
Tuition				749,081		754,627				
Basic Skills				264,682		256,208				
Bilingual Education - ESL				46,593		46,593				
Extracurricular activities				129,250		129,250				
Support Services				3,096,484		3,148,950				
Administration Support Services				1,916,246		1,884,412				
Operation and Maintenance				2,027,112		1,757,792				
Transportation				1,920,377		1,768,355				
Employee Benefits				4,328,622		4,350,407				
Capital Outlay				691,312		636,638				
State / Federal Grants				515,500		695,500				
Charter School				132,139		101,545				
Debt Service				595,788		599,138				
TOTAL				<u>\$ 27,468,127</u>		<u>\$ 27,021,338</u>				